



Sequoia Hickory Mixed


shawfloors.com



510 Granite



879 Woodlake




941 Three Rivers




2000 Pacific Crest




2002 Bravo



5003 Crystal Cave



7002 Canyon



9000 Bearpaw



2000 Pacific Crest

Sequoia Hickory Mixed

Features

Featuring a popular heavy scrape, this style creates a rustic, time-worn visual that's highly sought for today's homes. Pillowed edges and ends give each plank a more pronounced sculpted effect, which enhances the versatile vintage look. The color palette is rich, offering a wide range of options suitable for traditional or modern settings.

Sequoia Hickory Mixed makes it easier to install a mixed width floor. With all three widths packaged together in the same carton (3 1/4" , 5" , 6 3/8"), there are no confusing calculations to perform.

Also available in single 5" wide and 6 3/8" wide planks.

- SW539 Sequoia 5"
- SW545 Sequoia 6 3/8"

Trim Pieces *when ordering please include color number*



Suggested Adhesive

- HS304 Shaw DMC140 (*premium urethane adhesive*)
No moisture testing required
- HS105 Shaw 35MC Urethane Adhesive
Moisture and Sound Control - No moisture testing required.
- SWADH Shaw Urebond Plus Adhesive
Slab moisture up to 80% RH / 8 lbs
- TNGAD Shaw Tongue and Groove Adhesive
Formulated for floating installations

Specifications

Style	SW546
Thickness	3/8" (9.5mm)
Width	3 1/4", 5", 6 3/8" Mixed
Species	Hickory
Texture	Heavy Scraped
Gloss Level	20%
Janka Hardness Rating	1835
Edge Description	Pillowed
End Description	Pillowed
Sq. ft. per carton	29.10
Sq. ft. per pallet	1,309.50

Cartons may contain random length planks



This Shaw Epic+ hardwood is warranted that the finish will not peel off or wear through for as long as you own your home.



This product features ScufResist™ PLATINUM - Shaw's extremely wear resistant UV cured polyurethane finish with Aluminum Oxide designed to help resist household scuffing on hardwood floors.



The leader in strong, stable and durable HDF core. Comprised of interlocking wood fibers, our Stabilithek core allows our EPIC Plus hardwoods to expand and contract with the changing seasons.



This hardwood is rated High color and character variation with distinguishable color variation within each box. It is imperative that hardwood planks from various cartons be continually blended during installation to insure optimum appearance.



This Shaw hardwood is approved for installation over water type radiant heated subfloors. Floating installation method only. Direct glue-down is NOT recommended!



This Shaw hardwood meets the GREENGUARD indoor air quality requirements and is GREENGUARD Certified.



This Shaw hardwood is Cradle™ Silver Certified.



This Shaw product can be installed above, on or below ground level.



Made in the U.S.A.