



510 Granite



879 Woodlake




941 Three Rivers




2000 Pacific Crest




2002 Bravo



5003 Crystal Cave



7002 Canyon



9000 Bearpaw



9000 Bearpaw

## Features


Featuring a popular wire brushed texture, this style creates a rustic, time-worn visual that's highly sought for today's homes. Pillowed edges and ends give each plank a more pronounced sculpted effect, which enhances the versatile vintage look. The color palette is rich, offering a wide range of options suitable for traditional or modern settings

## Specifications

<b>Style</b>	(5") <b>SA470</b> (6 <sup>3</sup> / <sub>8</sub> ") <b>SA476</b>
Thickness	3/8" (9.5mm)
Species	Hickory
Texture	Wire Brushed
Gloss Level	20%
Janka Hardness Rating	1835
Edge Description	Pillowed
End Description	Pillowed
Sq. ft. per carton	SA470 19.72 SA476 25.40
Sq. ft. per pallet	SA470 1183.20 SA476 1143.00

Cartons may contain random length planks

## Trim Pieces *when ordering please include color number*



## Suggested Adhesive

- **HS304** Shaw DMC140 (*premium urethane adhesive*)  
No moisture testing required
- **SWADH** Shaw Urebond Plus Adhesive  
Slab moisture up to 80% RH / 8 lbs
- **HS306** Shaw U60 Adhesive  
Slab moisture up to 75% RH / 3 lbs
- **TNGAD** Shaw Tongue and Groove Adhesive  
Formulated for floating installations



This Shaw Epic+ hardwood is warranted that the finish will not peel off or wear through for as long as you own your home.



This product features ScufResist™ PLATINUM - Shaw's extremely wear resistant UV cured polyurethane finish with Aluminum Oxide designed to help resist household scuffing on hardwood floors.



The leader in strong, stable and durable HDF core. Comprised of interlocking wood fibers, our Stabilitek core allows our EPIC Plus hardwoods to expand and contract with the changing seasons.



This hardwood is rated High color and character variation with distinguishable color variation within each box. It is imperative that hardwood planks from various cartons be continually blended during installation to insure optimum appearance.



This Shaw hardwood is approved for installation over water type radiant heated subfloors. Floating installation method only. Direct glue-down is NOT recommended!



This Shaw hardwood meets the GREENGUARD indoor air quality requirements and is GREENGUARD Certified.



This Shaw hardwood is Cradle to Cradle™ Silver Certified.



This Shaw product can be installed above, on or below ground level.



Made in the U.S.A.